




# Sophos SG Series Appliances

## Unleash the full potential of your network

With bandwidth requirements constantly increasing, network security appliances need to do more than ever before. The Sophos SG Series appliances are built to provide optimal performance, versatility, and efficiency to meet all your security needs.



# Unleash the full potential of your network

The Sophos SG Series appliances are designed to provide the optimal balance between performance and protection – for diverse IT environments. Whether you need a solution for a small remote office, want to protect your school campus, or are a global organization requiring high-availability and enterprise-grade features, our SG Series appliances are an ideal fit.

## Versatile

### Appliances to suit every environment

Our broad product line-up makes it easy for you to choose the right appliance. A higher model number indicates higher throughput and an increased number of ports or connectivity options.

And as every software subscription is available on every appliance, you can flexibly size the solution to fit your budget and your individual security needs. Next-generation firewall features or all-in-one security on a single box, it's your choice.

## Rapid

### Proven performance on all models

Our appliances are built upon the most advanced Intel technology. Optimized use of multi-core processors allows consolidation of your security solutions without a performance trade-off.

With faster than ever firewall, IPS and VPN throughput speeds, our SG Series appliances effortlessly handle multiple tasks simultaneously. Plus, you can easily scale up by dynamically clustering up to 10 units\* without external load balancers.

## Responsive

### Technology built to process data in real-time

Your network is constantly changing so your protection needs to be adaptive. All our appliances have integrated solid state disks (SSDs) for local storage of spam quarantine data and faster access to comprehensive reports and real-time logs.

Accelerated in-memory content scanning in secure proxy mode makes your defenses more effective and efficient.

## Reliable

### Built for business – today and tomorrow

Using the latest Intel technology, our products provide the utmost in flexibility. Add to your protection as you need it - without changing or upgrading your hardware. That means you benefit from future software and performance enhancements which guarantees the best possible value for money.

Redundancy features such as a second power supply are available for all 1U, 2U and even our Desktop models. Additionally, the 1U SG 450 and all 2Us come with a second hard-drive.

## Modular

### Flexible configuration options

Configure your hardware to suit your infrastructure and change it as and when you need to. Our optional FleXi Port LAN modules give you the freedom to select the connectivity you need – copper, fiber, 10 GbE or 40 GbE – you decide.

FleXi Port modules are interchangeable within a range, e.g. 1U, saving you money if you upgrade to a different model at a later date.

Some of our Desktop models now include an expansion bay to add an optional module, e.g. for 3G/4G connectivity. We also offer an optional SFP DSL modem for Desktop models.

## Connected

### Full wireless coverage – for every office

Our SG 100 Series desktop models with integrated wireless are a very tidy solution for even the most compact office space. As the access point is built in, you do not require any extra hardware. Should you need additional coverage or have a larger space, you can add Sophos access points.

Every one of our Desktop appliances is available with a built-in wireless controller for you to connect and manage Sophos access points. You can also add a 2nd Wi-Fi radio to the SG 135w for even better performance and coverage.

\* For HA support, appliances must be of the same model AND revision number

# Adapt Connectivity with Optional Modules













## Connectivity Modules for Desktop Models

Add additional connectivity options to your Desktop appliances to enhance the range and performance of your network.

Modules for Desktops		
<p><b>3G/4G Module:</b> (For XG/SG 125(w) and 135(w) Rev. 3 only) 2 external antennas, SIM card slot (2FF) Supports LTE (Cat-6)/DC-HSPA+/HSPA+/HSPA/ UMTS (WCDMA, APAC version also TD-SCDMA)</p>	<p><b>DSL Modem – SFP:</b> (for XG/SG 1xx(w) Rev.3 only) SFP format supports all VDSL2 standards defined in ITU –T G.993.2, G.994.1, G.997.1, and the VDSL2 profiles 8a, 8b, 8c, 8d, 12a, 12b, 17a</p>	<p><b>2nd Wi-Fi Radio Module:</b> (For XG/SG 135w Rev.3 only) 802.11a/b/g/n/ac, 2 x 2 MIMO, 2.4 or 5 GHz, 2 external antennas</p>

## FleXi Port Modules for 1U and 2U

Configure your hardware to suit your infrastructure and change it as and when you need to. Our optional FleXi Port LAN modules give you the freedom to select the connectivity you need – copper, fiber, 10GbE, 40 GbE – you decide.

FleXi Port Modules for 1U	FleXi Port Modules for 2U
 <p>8 port GbE copper FleXi Port module (for SG/XG 2xx/3xx/4xx only)</p>	 <p>8 port GbE copper FleXi Port module (for XG 750 and SG/XG 550/650 Rev.2 only)</p>
 <p>8 port GbE SFP FleXi Port module (for SG/XG 2xx/3xx/4xx only)</p>	 <p>8 port GbE SFP FleXi Port module (for XG 750 and SG/XG 550/650 Rev.2 only)</p>
 <p>2 port 10 GbE SFP+ FleXi Port module (for SG/XG 2xx/3xx/4xx only)</p>	 <p>2 port 10 GbE SFP+ FleXi Port module (for XG 750 and SG/XG 550/650 Rev.2 only)</p>
 <p>4 port 10 GbE SFP+ FleXi Port module (for SG/XG 2xx/3xx/4xx only)</p>	 <p>4 port 10 GbE SFP+ FleXi Port module (for XG 750 and SG/XG 550/650 Rev.2 only)</p>
 <p>2 port 40 GbE QSFP+ FleXi Port module (for SG/XG 210 Rev.3 and SG/XG 230, 3xx and 4xx Rev.2 only)</p>	 <p>2 port 40 GbE QSFP+ FleXi Port module (for XG 750 and SG/XG 550/650 Rev.2 only)</p>
 <p>4 port GbE copper PoE FleXi Port module (for SG/XG 210 Rev.3 and SG/XG 230, 3xx and 4xx Rev.2 only)</p>	
 <p>8 port GbE copper PoE FleXi Port module (for SG/XG 210 Rev.3 and SG/XG 230, 3xx and 4xx Rev.2 only)</p>	

Please note: Transceivers (mini GBICs) are sold separately.

# Sophos SG Series Appliances – at a glance

## Product Matrix

Model	Revision #	Form Factor	Tech. Specs			Throughput			
			Ports/Slots (Max Ports)	w-model 802.11 wireless	Swappable Components	Firewall (Mbps)	VPN (Mbps)	IPS (Mbps)	AV-proxy (Mbps)
<b>SG 105(w)</b>	3	desktop	4	a/b/g/n/ac	opt. ext. Power	2,500	325	350	380
<b>SG 115(w)</b>	3	desktop	4	a/b/g/n/ac	opt. ext. Power	2,700	425	500	500
<b>SG 125(w)</b>	3	desktop	9/1 (9)	a/b/g/n/ac	opt. ext. Power, 3G/4G	3,100	500	750	650
<b>SG 135(w)</b>	3	desktop	9/1 (9)	a/b/g/n/ac	opt. ext. Power, 3G/4G, Wi-Fi*	6,000	1,000	1,500	1,400
<b>SG 210</b>	3	1U	8/1 (16)	n/a	opt. ext. Power	12,000	1,000	2,000	500
<b>SG 230</b>	2	1U	8/1 (16)	n/a	opt. ext. Power	14,500	2,000	3,000	800
<b>SG 310</b>	2	1U	12/1 (20)	n/a	opt. ext. Power	19,000	3,000	5,000	1,200
<b>SG 330</b>	2	1U	12/1 (20)	n/a	opt. ext. Power	22,000	4,000	6,000	1,500
<b>SG 430</b>	2	1U	10/2 (26)	n/a	opt. ext. Power	28,000	4,000	7,000	2,000
<b>SG 450</b>	2	1U	10/2 (26)	n/a	opt. int. Power	30,000	5,000	8,000	2,500
<b>SG 550</b>	2	2U	8/4 (32)	n/a	Power, SSD, Fan	45,000	8,000	12,000	3,500
<b>SG 650</b>	2	2U	8/6 (48)	n/a	Power, SSD, Fan	65,000	10,000	16,000	5,000

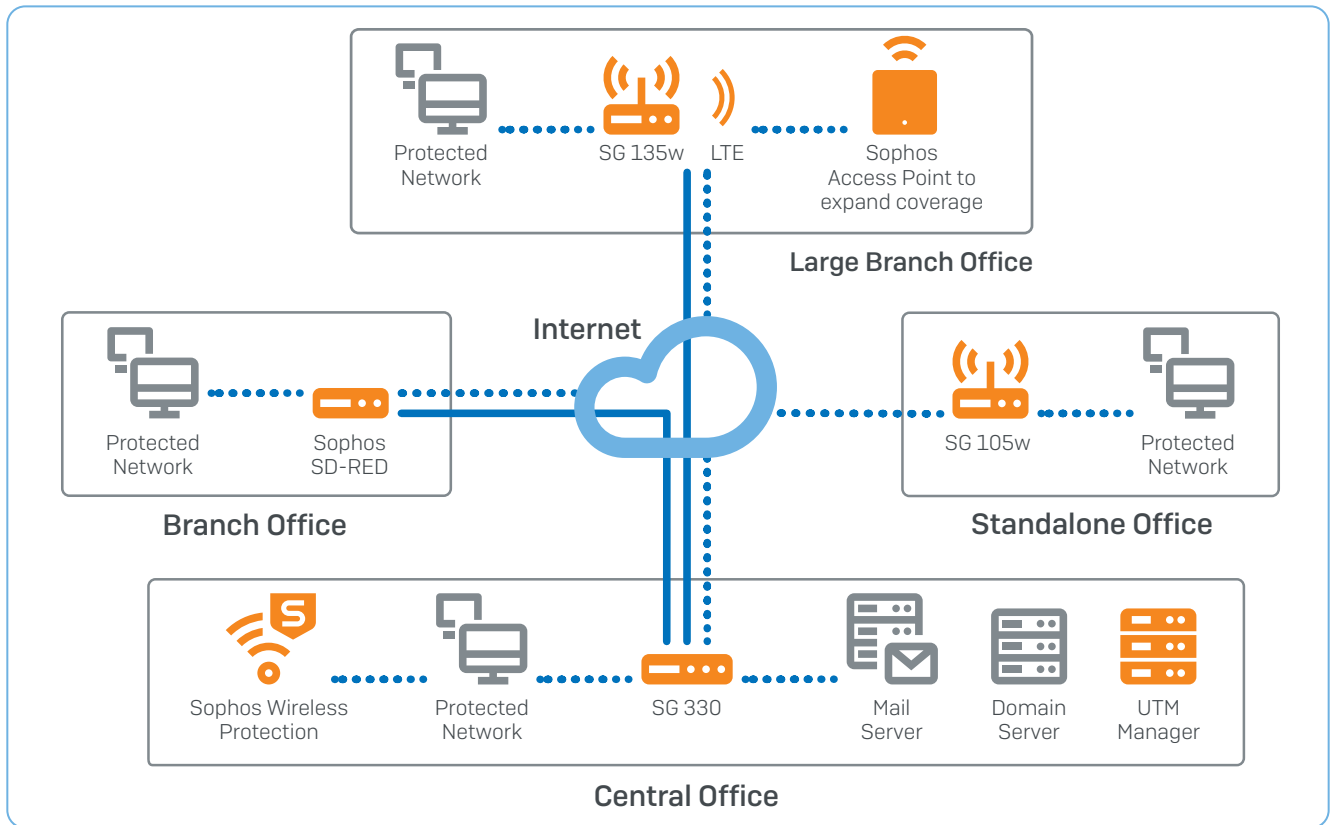
\* 2nd Wi-Fi module option on 135w only (requires UTM 9.508)

This is what you get with every Sophos SG Series firewall:

- The latest Intel multi-core technology for optimal performance and efficiency
- The same security features available on every size of appliance
- Built-in SSD as storage for local quarantine data, logs and reporting
- Flexi Port modules available for all 1U and 2U appliances (interchangeable within a range, e.g. 1U)
- Add-on connectivity options for all Desktop models
- Optional redundant power supply for every model, incl. Desktops
- Free Sophos UTM Manager (SUM) to manage multiple appliances
- Possibility to dynamically cluster up to 10 appliances of the same model and revision – without external load balancers

## Sophos SG Series Appliances - Small

These desktop firewalls offer exceptional performance for models in this class and are available with the same broad set of security features as all our other appliances. The following diagrams show typical deployments in this range using both integrated wireless LAN and external access points.




A typical deployment scenario using the SG 135w and SG 105w as part of a distributed organization.

# Sophos SG Series Desktop Appliances: SG 105, SG 105w, SG 115, SG 115w

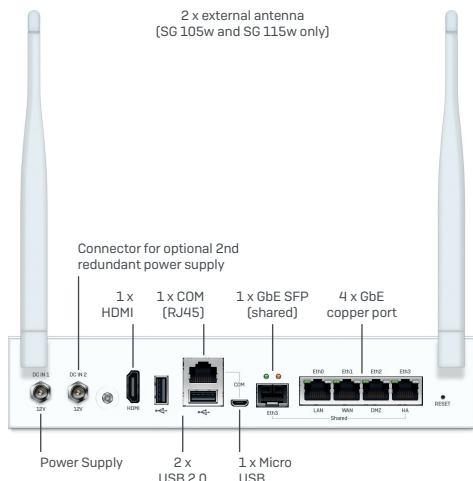
## Technical Specifications

These desktop firewall appliances offer an excellent price-to-performance ratio making them ideal for budget-conscious small businesses or branch offices. They are available with or without integrated 802.11ac wireless LAN, so you can even have an all-in-one network security and hotspot solution without the need for additional hardware. Of course, you can also add external access points. With Intel multi-core technology designed for best performance and efficiency in a small form factor, these models come equipped with 4 GbE copper ports built-in and 1 shared SFP interface, e.g. for use with our optional DSL modem or an SFP transceiver for fiber connectivity. An optional second power supply provides an unmatched redundancy option in this product segment. Select the software modules of your choice, or choose TotalProtect Plus for the full set of security features plus appliance.

### Front View



### Back View



### Environment

Power consumption	8.88W, 30.28 BTU/hr (idle) 10.44W, 35.6 BTU/hr (full load)
Operating temperature	0-40°C (operating) -20 to +80°C (storage)
Humidity	10%-90%, non-condensing

### Product Certifications

Certifications	CB, UL, CE, FCC, ISED, VCCI, MIC (Japan), RCM, CCC, KC, BIS
----------------	---

Performance	SG 105(w) Rev. 3	SG 115(w) Rev. 3
Firewall throughput	2,500 Mbps	2,700 Mbps
VPN throughput	325 Mbps	425 Mbps
IPS throughput	350 Mbps	500 Mbps
Antivirus throughput (proxy)	380 Mbps	500 Mbps
Concurrent connections	1,000,000	1,000,000
New connections/sec	17,000	21,000
Maximum licensed users	unrestricted	unrestricted

### Wireless Specification (SG 105w and SG 115w only)

No. of antennas	2 external
MIMO capabilities	2 x 2:2
Wireless interface	802.11a/b/g/n /ac (2.4 GHz / 5 GHz)

### Physical interfaces

Storage (local quarantine/logs)	integrated SSD
Ethernet interfaces (fixed)	4 GbE copper 1 GbE SFP (shared)*
Connectivity modules (optional)	SFP DSL module (VDSL2) SFP transceivers
I/O ports (rear)	2 x USB 2.0 1 x Micro-USB 1 x COM (RJ45) 1 x HDMI
Power supply	External auto ranging DC: 12V, 100-240VAC, 36W@50-60 Hz Redundant PSU optional (external)

### Physical specifications

Mounting	Rackmount kit available (to be ordered separately)
Dimensions Width x Depth x Height	225 x 150 x 44 mm 8.86 x 5.91 x 1.73 inches
Weight	1.11 kg / 2.45 lbs (unpacked) 1.84 kg / 4.06 lbs (packed)


\* SFP transceivers sold separately

# Sophos SG Series Desktop Appliances: SG 125, SG 125w, SG 135, SG 135w

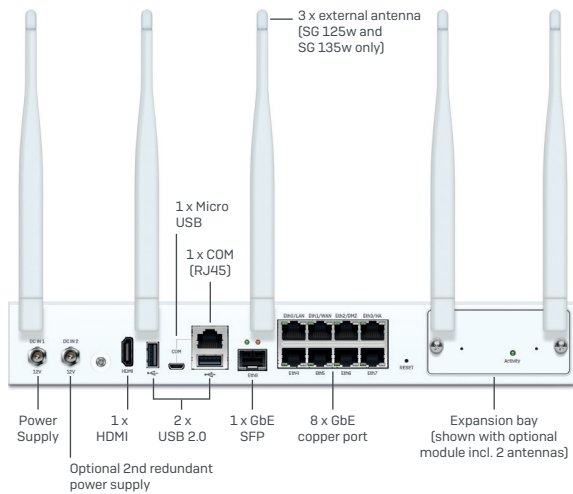
## Technical Specifications

These powerful firewall appliances offer 1U performance with a desktop form factor and price. If you have a small business or branch offices to protect and are working on a tight budget, these models are the ideal choice. They are also available with integrated 802.11ac wireless LAN for optimal coverage and connectivity for your mobile workers. Built upon the latest Intel architecture, our software makes optimal use of the multi-core technology to provide excellent throughput for all your key processes. These models come equipped with 8 GbE copper ports built-in, plus 1 SFP port, e.g. for use with our optional DSL modem or fiber connectivity using an SFP transceiver. An expansion bay provides the option to add additional connectivity such as our 3G/4G module. A 2nd Wi-Fi radio module is also available for the SG 135w. An optional second power supply ensures business continuity for these models. As with all our SG firewalls, up to 10 appliances can be dynamically clustered for greater scalability (must be the same model and revision number for HA).

### Front View



### Back View



### Environment

Power consumption	18.6W, 63.426 BTU/hr (idle) 20.04W, 68.336 BTU/hr (full load)
Operating temperature	0-40°C (operating) -20 to +80°C (storage)
Humidity	10%-90%, non-condensing

### Product Certifications

Certifications	CB, UL, CE, FCC, ISSED, VCCI, MIC (Japan), RCM, CCC, KC, BIS
----------------	--

Performance	SG 125(w) Rev. 3	SG 135(w) Rev. 3
Firewall throughput	3,100 Mbps	6,000 Mbps
VPN throughput	500 Mbps	1,000 Mbps
IPS throughput	750 Mbps	1,500 Mbps
Antivirus throughput (proxy)	650 Mbps	1,400 Mbps
Concurrent connections	2,002,930	2,002,930
New connections/sec	25,000	36,000
Maximum licensed users	unrestricted	unrestricted

### Wireless Specification (SG 125w and SG 135w only)

No. of antennas	3 external
MIMO capabilities	3 x 3:3
Wireless interface	802.11a/b/g/n/ac (2.4 GHz / 5 GHz)

### Physical interfaces

Storage (local quarantine/logs)	integrated SSD
Ethernet interfaces (fixed)	8 GbE copper 1 GbE SFP*
I/O ports (rear)	2 x USB 2.0 1 x Micro-USB 1 x COM (RJ45) 1 x HDMI
No. of expansion slots:	1
Connectivity Modules (optional):	SFP DSL module (VDSL2) 3G/4G module 802.11ac Wi-Fi radio 2x2:2 (SG 135w only) SFP transceivers
Power supply	External auto ranging DC: 12V, 100-240VAC, 36W@50-60 Hz Redundant PSU optional (external)

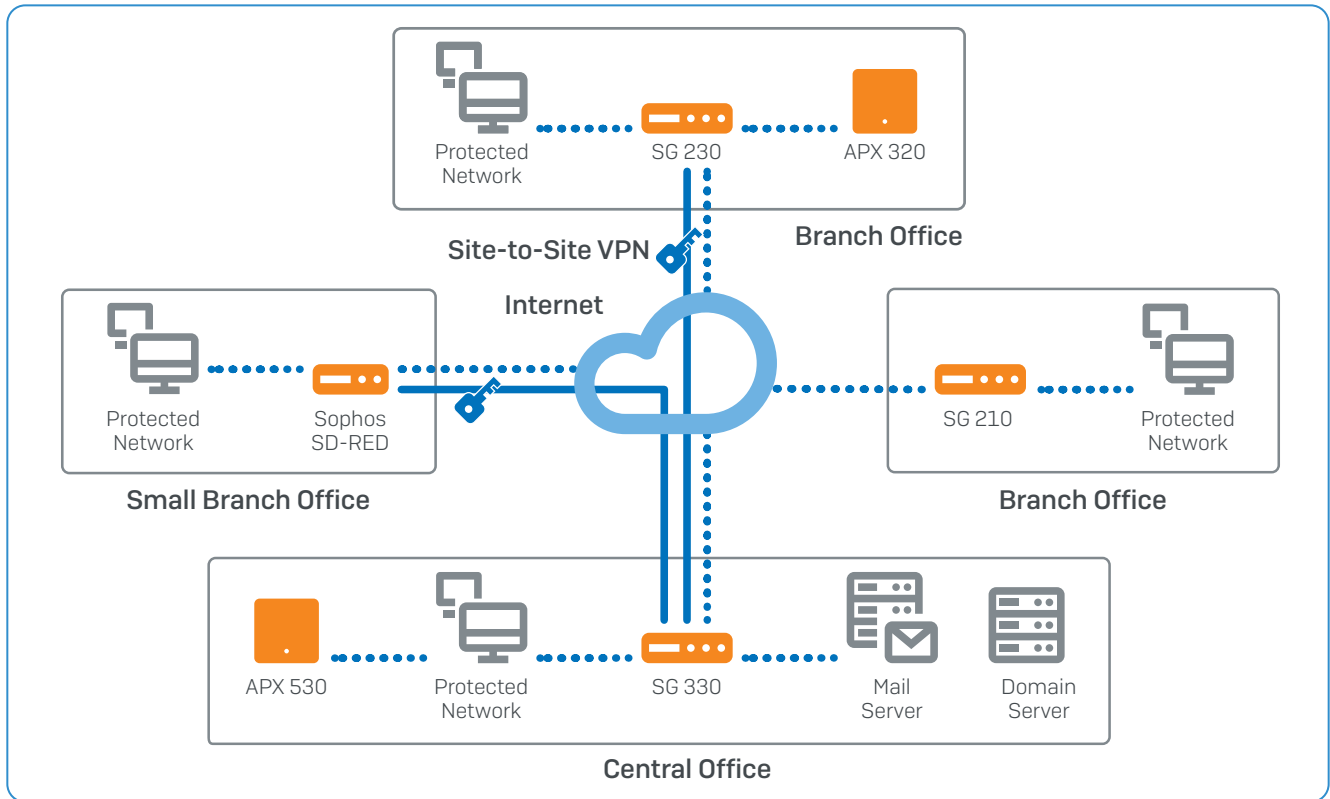
### Physical specifications

Mounting	Rackmount kit available (to be ordered separately)
Dimensions Width x Depth x Height	305 x 205 x 44 mm 12 x 8.07 x 1.73 inches
Weight	1.8 kg / 3.97 lbs (unpacked) 2.7 kg / 5.95 lbs (packed)

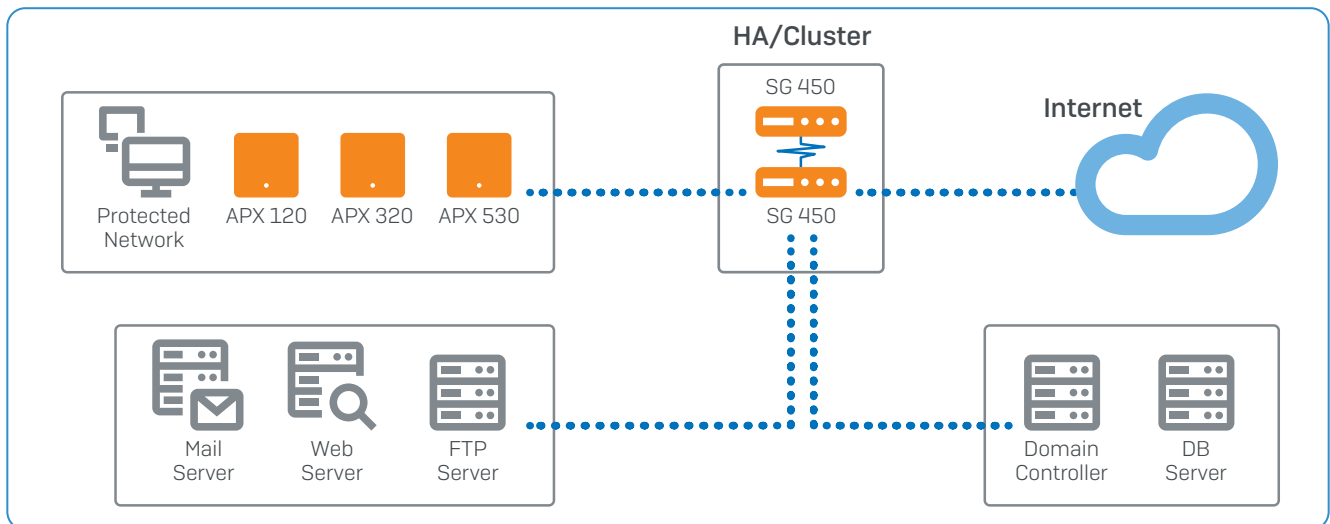
\* SFP transceivers sold separately

# Sophos SG Series Appliances - Medium

Whatever your deployment scenario, these appliances can handle multiple security solutions in every situation. The following diagrams show typical deployments in this range.



Scenario using SG Series appliances and SD-RED for branch offices



Deployment scenario with cluster of two SG 450 appliances. For HA support, appliances must be of the same model AND revision number.




# Sophos SG Series Appliances: SG 210, SG 230


## Technical Specifications

The Sophos SG 210 and SG 230 are designed to protect small to mid-sized businesses and branch offices. Based on the latest Intel technology and equipped with 6 GbE copper ports, 2 GbE SFP ports plus one Flexi Port slot to configure with an optional module, they provide high flexibility and throughput at an excellent price-to-performance ratio. As with all SG models, you can dynamically cluster up to 10 of these appliances.

### Front View



### Back View



### Environment

<b>Power consumption</b>	SG 210: 19W, 65 BTU/hr (idle) 35W, 119 BTU/hr (full load) SG 230: 21W, 72 BTU/hr (idle) 41W, 141 BTU/hr (full load)
<b>Operating temperature</b>	0-40°C (operating) -20 to +80°C (storage)
<b>Humidity</b>	10%-90%, non-condensing

### Product Certifications

<b>Certifications</b>	CB, UL, CE, FCC Class A, ISED, VCCI, RCM, CCC, KC, BIS
-----------------------	--

### Performance

	SG 210 Rev. 3	SG 230 Rev. 2
<b>Firewall throughput</b>	12 Gbps	14.5 Gbps
<b>VPN throughput</b>	1 Gbps	2 Gbps
<b>IPS throughput</b>	2 Gbps	3 Gbps
<b>Antivirus throughput (proxy)</b>	500 Mbps	800 Mbps
<b>Concurrent connections</b>	4,000,000	4,000,000
<b>New connections/sec</b>	60,000	70,000
<b>Maximum licensed users</b>	unrestricted	unrestricted

### Physical interfaces

<b>Storage (local quarantine/logs)</b>	integrated SSD
<b>Ethernet interfaces (fixed)</b>	6 GbE copper (incl. 2 bypass pairs) 2 GbE SFP*
<b>No. of Flexi Port slots</b>	1
<b>Flexi Port modules (optional)</b>	8 port GbE copper 8 port GbE SFP* 2 port 10 GbE SFP+* 4 port 10 GbE SFP+* 2 port 40 GbE QSFP+* 4 port GbE PoE 8 port GbE PoE
<b>I/O ports</b>	2 x USB 3.0 (front) 1 x Micro USB (front) 1 x USB 3.0 (rear) 1 x COM (RJ45) (front) 1 x HDMI (rear)
<b>Display</b>	Multi-function LCD module
<b>Power supply</b>	Internal auto-ranging 90-264VAC, 50-60 Hz Redundant PSU optional (external)

### Physical specifications

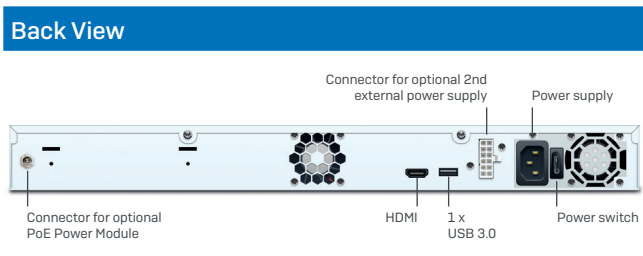
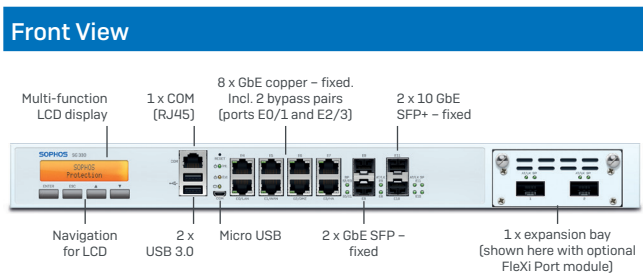
<b>Mounting</b>	1U rack mount (2 rackmount ears included)
<b>Dimensions Width x Depth x Height</b>	438 x 344.4 x 44mm 17.24 x 13.56 x 1.75 inches
<b>Weight</b>	5.2 kg / 11.46 lbs (unpacked) 7.2 kg / 15.87 lbs (packed)

\* Transceivers (mini GBICs) sold separately

# Sophos SG Series Appliances: SG 310, SG 330

## Technical Specifications

The Sophos SG 310 and SG 330 are scalable appliances suitable for distributed organizations or mid-sized companies. With solid-state drives for on-box reporting, logs and spam quarantine, they're highly responsive even in high traffic environments. Each model is equipped with 8 GbE copper ports, 2 GbE SFP and 2 10 GbE SFP+ fiber ports plus one Flexi Port slot to configure with an optional module. They provide optimal performance and flexibility.



Environment	
Power consumption	SG 310: 32W, 109 BTU/hr (idle) 49W, 167 BTU/hr (full load) SG 330: 36W, 122 BTU/hr (idle) 54W, 184 BTU/hr (full load)
Operating temperature	0-40°C (operating) -20 to +80°C (storage)
Humidity	10%-90%, non-condensing

Product Certifications	
Certifications	CB, UL, CE, FCC Class A, ISED, VCCI, RCM, CCC, KC, BIS

Performance	SG 310 Rev. 2	SG 330 Rev. 2
Firewall throughput	19 Gbps	22 Gbps
VPN throughput	3 Gbps	4 Gbps
IPS throughput	5 Gbps	6 Gbps
Antivirus throughput (proxy)	1.2 Gbps	1.5 Gbps
Concurrent connections	6,000,000	6,000,000
New connections/sec	100,000	120,000
Maximum licensed users	unrestricted	unrestricted

Physical interfaces	
Storage (local quarantine/logs)	integrated SSD
Ethernet interfaces (fixed)	8 GbE copper (incl. 2 bypass pairs) 2 GbE SFP 2 10 GbE SFP+
No. of Flexi Port slots	1
Flexi Port modules (optional)	8 port GbE copper 8 port GbE SFP* 2 port 10 GbE SFP+* 4 port 10 GbE SFP+* 2 port 40 GbE QSFP+* 4 port GbE PoE 8 port GbE PoE
I/O ports	2 x USB 3.0 (front) 1 x Micro USB (front) 1 x USB 3.0 (rear) 1 x COM (RJ45) (front) 1 x HDMI (rear)
Display	Multi-function LCD module
Power supply	Internal auto-ranging 90-264VAC, 50-60 Hz Redundant PSU optional (external)

Physical specifications	
Mounting	1U rack mount (2 rackmount ears included)
Dimensions Width x Depth x Height	438 x 405.5 x 44mm 17.24 x 15.96 x 1.75 inches
Weight	5.8 kg / 12.79 lbs (unpacked) 8.1 kg / 17.86 lbs (packed)


\* Transceivers (mini GBICs) sold separately

# Sophos SG Series Appliances: SG 430, SG 450


## Technical Specifications

The Sophos SG 430 and SG 450 offer enterprise performance for distributed organizations or larger mid-sized companies. The connectivity options are second to none for rack mountable appliances, with each model coming equipped with a 8 GbE copper ports plus 2 10 GbE SFP+ fiber ports and 2 additional Flexi Port slots which you can configure with your choice of optional modules. For high-availability, the SG 450 also offers unparalleled redundancy features in a 1U appliance with a second SSD (RAID) integrated and an optional second power supply is available for both models.


### Front View



### Back View SG 430



### Back View SG 450



### Environment

Power consumption	SG 430: 28W, 96 BTU/hr (idle) 79W, 270 BTU/hr (full load) SG 450: 31W, 107 BTU/hr (idle) 83W, 283 BTU/hr (full load)
Operating temperature	0-40°C (operating) -20 to + 80°C (storage)
Humidity	10%-90%, non-condensing

### Product Certifications

Certifications	CB, UL, CE, FCC Class A, ISED, VCCI, RCM, CCC, KC, BIS
----------------	--

### Performance

	SG 430 Rev. 2	SG 450 Rev. 2
Firewall throughput	28 Gbps	30 Gbps
VPN throughput	4 Gbps	5 Gbps
IPS throughput	7 Gbps	8 Gbps
Antivirus throughput (proxy)	2 Gbps	2.5 Gbps
Concurrent connections	8,000,000	8,000,000
New connections/sec	130,000	140,000
Maximum licensed users	unrestricted	unrestricted

### Physical interfaces

Storage (local quarantine/logs)	integrated SSD	integrated SSD x2
Ethernet interfaces (fixed)	8 GbE copper (incl. 2 bypass pairs) 2 10 GbE SFP+	
No. of Flexi Port slots	2	
Flexi Port modules (optional)	8 port GbE copper 8 port GbE SFP* 2 port 10 GbE SFP+* 4 port 10 GbE SFP+* 2 port 40 GbE QSFP+* 4 port GbE PoE 8 port GbE PoE	
I/O ports	2 x USB 3.0 (front) 1 x Micro USB (front) 1 x USB 3.0 (rear) 1 x COM (RJ45) (front) 1 x IPMI (front) 1 x HDMI (rear)	
Display	Multi-function LCD module	
Power supply	Internal auto-ranging 90-264VAC, 50-60 Hz Redundant PSU optional (external)	Internal auto-ranging 90-264VAC, 50-60 Hz Hot Swap Redundant PSU optional (internal)

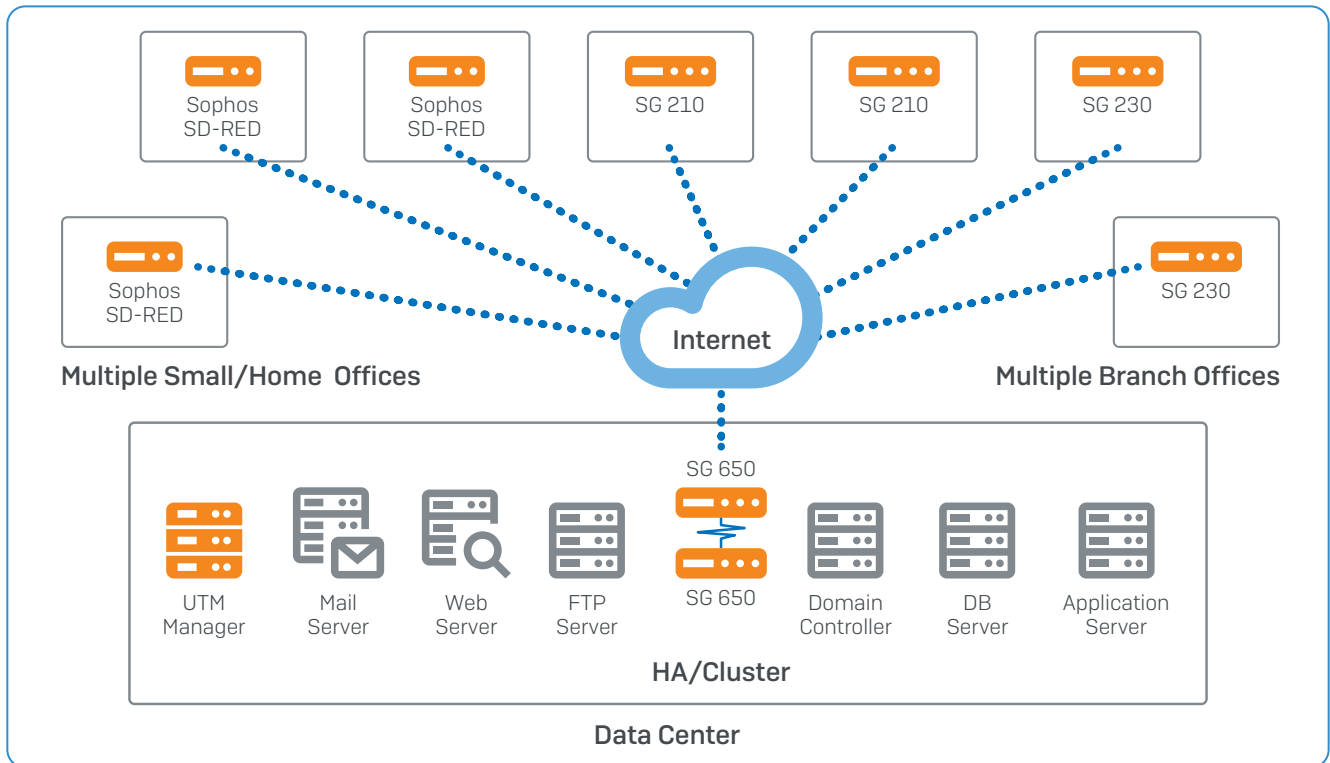
### Physical specifications

Mounting	1U rackmount (sliding rails incl.)	
Dimensions Width x Depth x Height	438 x 483 x 44mm 17.24 x 19 x 1.75 inches	
Weight	7.6 kg / 16.76 lbs (unpacked) 12.7 kg / 28 lbs (packed)	7.8 kg / 17.2 lbs (unpacked) 13.8 kg / 30.42 lbs (packed)

\* Transceivers (mini GBICs) sold separately

# Sophos SG Series Appliances - Large

These 2U firewalls offer the ultimate in performance and connectivity for the most demanding deployment scenarios. The following diagram shows a typical deployment in this range and demonstrates their scalability which is ideally suited for larger distributed organizations.



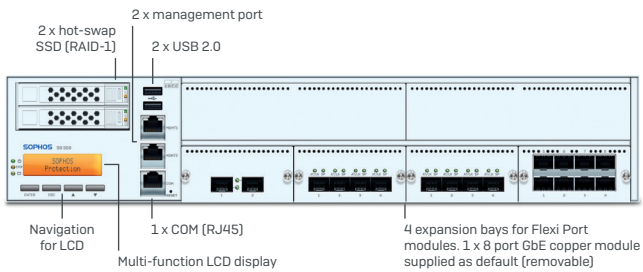
Deployment scenario showing a cluster of two SG 650 appliances as part of a large distributed organization with Sophos SD-REDs to protect small or home offices and other SG appliances to protect branch offices. For HA support, appliances must be of the same model AND revision number

# Sophos SG Series Appliances: SG 550, SG 650

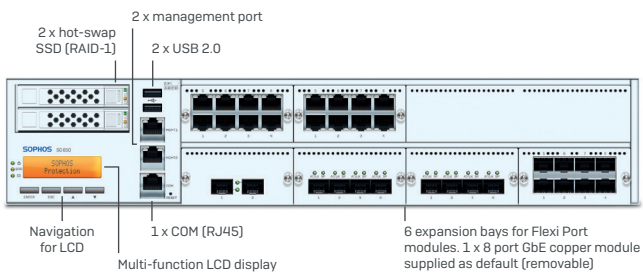
## Technical Specifications

The Sophos SG 550 and SG 650 are high-performance firewalls equipped to provide protection for larger distributed organizations and data center environments. They offer the fastest Intel CPU technology available today to effortlessly handle use as an all-in-one solution or a powerful next-generation firewall. The models offer either 4 (SG 550) or 6 (SG 650) Flexi Port expansion bays to tailor your connectivity to your environment. An 8 port GbE copper module is supplied as a default. Hot-swappable dual SSDs and power supplies are standard redundancy features in this class. Cluster up to 10 of these appliances for larger deployments or simply add an additional appliance as a failover for high availability.

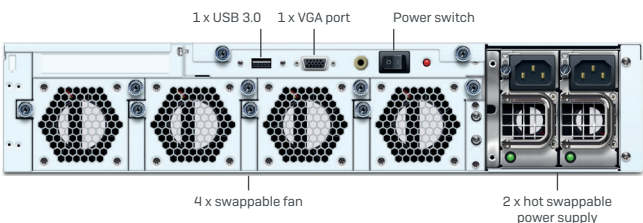
### Front View SG 550



### Front View SG 650



### Back View



### Environment

Power consumption	SG 550: 270.5W, 922.98BTU/hr (idle) 416.1W, 1419.79BTU/hr (full load) SG 650: 320.5W, 1093.59BTU/hr (idle) 493.1W, 1682.53BTU/hr (full load)
Operating temperature	0-40°C (operating) -40 to +70°C (storage)
Humidity	5%-90%, non-condensing

### Product Certifications

Certifications	CB, UL, CE, FCC Class A, ISED, VCCI, RCM, CCC, KC, BIS
----------------	--

Performance	SG 550 Rev. 2	SG 650 Rev. 2
Firewall throughput	45 Gbps	65 Gbps
VPN throughput	8 Gbps	10 Gbps
IPS throughput	12 Gbps	16 Gbps
Antivirus throughput (proxy)	3.5 Gbps	5 Gbps
Concurrent connections	12,000,000	20,000,000
New connections/sec	100,000	160,000
Maximum licensed users	unrestricted	unrestricted

### Physical interfaces

Storage (local quarantine/logs)	2 x integrated hot-swap SSD (RAID)	
Ethernet interfaces (removable)	8 GbE copper	
No. of Flexi Port slots	4	6
Flexi Port modules (optional)	8 port GbE copper 8 port GbE SFP* 2 port 10 GbE SFP+* 4 port 10 GbE SFP+* 2 port 40 GbE QSFP+*	
I/O ports	2 x USB 2.0 (front) 1 x USB 3.0 (rear) 2 x Mgmt Port (eth0/eth1, front) 1 x COM (RJ45) (front) 1 x VGA (rear)	
Display	Multi-function LCD module	
Power supply	2 x hot-swap internal auto-ranging 100-240VAC, 50-60 Hz PSU	

### Physical specifications

Mounting	2U sliding rails (included)
Dimensions Width x Depth x Height	438 x 600 x 88 mm 17.24 x 23.62 x 3.46 inches
Weight	17.8 kg / 39.24 lbs (unpacked) 27 kg / 59.53 lbs (packed)

\* Transceivers (mini GBICs) sold separately

# Flexible licensing options

## Total Protect and Total Protect Plus bundles

Most Sophos customers choose our Total Protect bundles. They give you everything you need to secure your organization in one easy-to-manage license: an SG appliance, a FullGuard or FullGuard Plus subscription, and your technical support.

## FullGuard/FullGuard Plus

FullGuard combines all our core licenses in one cost-effective subscription for complete security: Essential Firewall, Network Protection, Web Protection, Email Protection, Wireless Protection and Web Server Protection. FullGuard Plus additionally includes Sandstorm Protection.

## BasicGuard

Our BasicGuard subscription incorporates all the essential security features you need for your small business. Should you want to extend your protection even further, you can upgrade to a FullGuard license at any time. BasicGuard is only available with the SG 105, SG 115, SG 105w and SG 115w appliances.

## Individual modules

All our modules are also available as individual subscriptions. Simply choose the ones you need.

Modules	Licensing options			
	Individual subscriptions	BasicGuard	FullGuard	FullGuard Plus
<b>Essential Firewall - Free</b> Network Firewall, NAT, Native Windows Remote Access	Yes	Full	Full	Full
<b>Network Protection</b> IPSec/SSL, ATP, VPN, IPS, DoS Protection	Yes	Basic	Full	Full
<b>Web Protection</b> URL Filtering, Application Control, Dual Engine Antivirus	Yes	Basic	Full	Full
<b>Email Protection</b> Anti-spam, Email Encryption and DLP, Dual Engine Antivirus	Yes	Basic	Full	Full
<b>Wireless Protection</b> Wireless Controller, Multi-SSID Support, Captive Portal	Yes	Basic	Full	Full
<b>Webserver Protection</b> Web Application Firewall, Reverse Proxy, Antivirus	Yes	-	Full	Full
<b>Sandstorm Protection</b> Cloud-based Sandboxing	Yes	Optional	Optional	Full

## Extend your security

**Sophos SD-RED** Simply secure your branch offices by forwarding all traffic to the central Sophos UTM. Installation requires no technical training and there is no ongoing maintenance.

**Sophos WiFi Access Points** Configurationless access points are instantly protected by the UTM, letting you create secure networks for your employees or guest hotspots for your visitors.

**VPN Clients** Secure SSL or IPsec VPNs provide mobile and home workers with secure remote access from any location at any time.

**Free UTM Manager** Centrally manage multiple UTM devices through IPsec VPN tunnels; deploy policies in just a few clicks.

Try it now for free

Register for a free 30-day evaluation  
at [sophos.com/try-utm](https://sophos.com/try-utm)

United Kingdom and Worldwide Sales  
Tel: +44 (0)8447 671131  
Email: [sales@sophos.com](mailto:sales@sophos.com)

North American Sales  
Toll Free: 1-866-866-2802  
Email: [nasales@sophos.com](mailto:nasales@sophos.com)

Australia and New Zealand Sales  
Tel: +61 2 9409 9100  
Email: [sales@sophos.com.au](mailto:sales@sophos.com.au)

Asia Sales  
Tel: +65 62244168  
Email: [salesasia@sophos.com](mailto:salesasia@sophos.com)